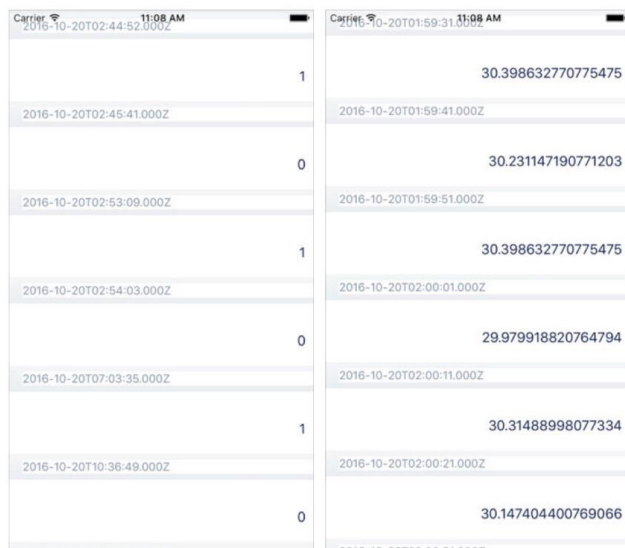


# Operation Process of App & Webpage

1. Down load the App :  
App Store to search the Devflow to download .



## 2. Register the username;email;password;reconfirm password then start App to register

username:

email:

password:

reconfirm password:

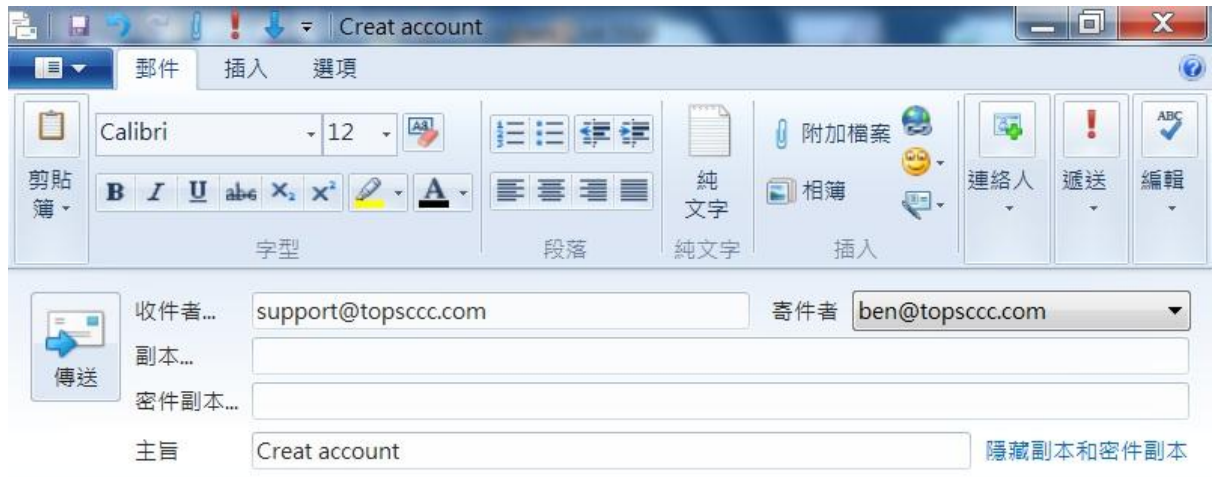
The image displays two screenshots of a mobile application's registration process. The left screenshot shows the registration form with the following elements:

- Fields for "e-mail" and "password".
- Text "things to connect" in large blue font.
- Text "devflow inc." below the title.
- A red-bordered button labeled "not registered?".
- A "login" button at the bottom.

The right screenshot shows the form filled with the following information:

- Username: "Ben"
- Email: "ben@topsgcc.com"
- Two masked password fields (represented by dots).
- A keyboard is visible at the bottom of the screen.

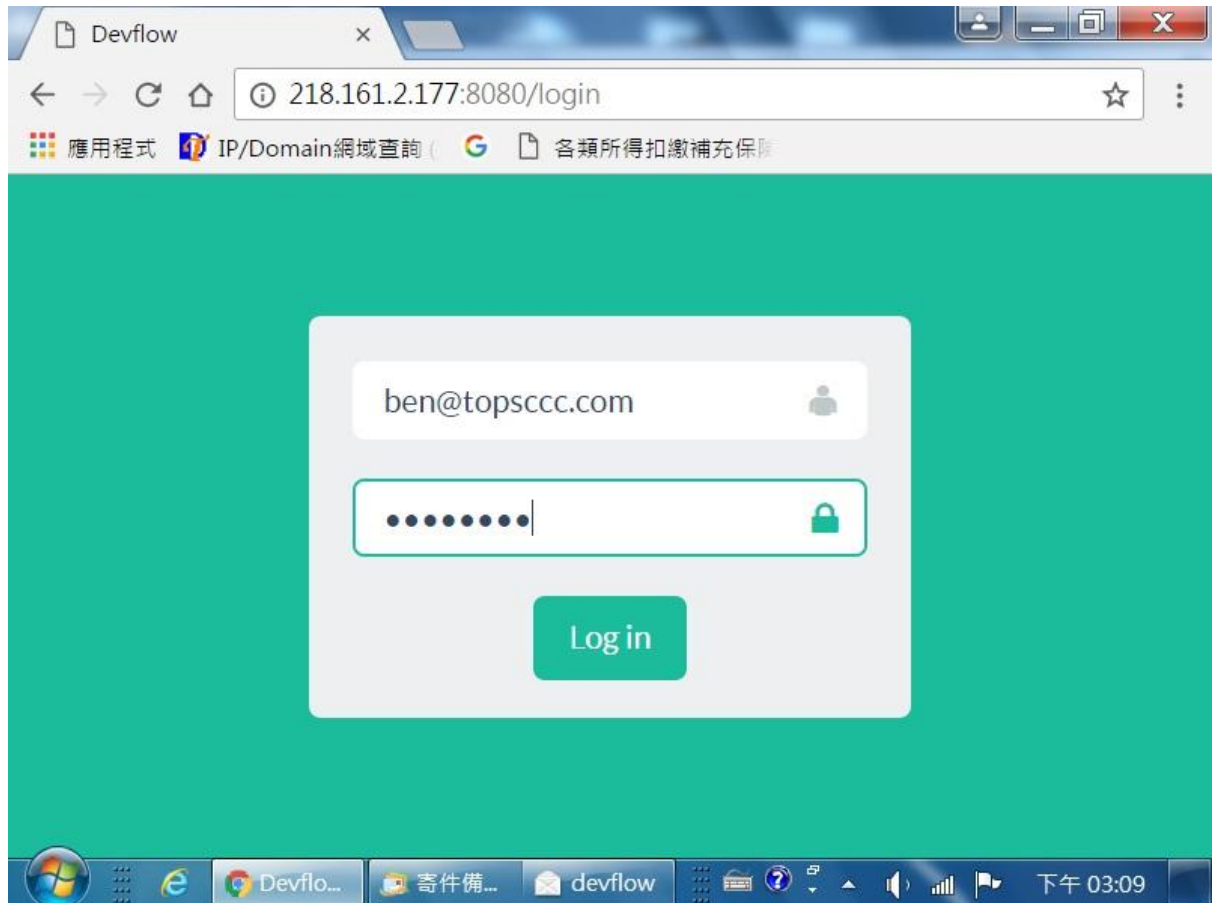
After registered the username;email; password;  
reconfirm password then send it back to  
topsgcc([support@topsgcc.com](mailto:support@topsgcc.com)) by e-mail.



User name: Ben  
Email : [ben@topsgcc.com](mailto:ben@topsgcc.com)



3. Use the e-mail & password to Log In the Webpage to Set/ Cofigure the Functions of Temperature System



4. After Setting/ Cofiguring the Functions of Webpage then use App to Control the Temperature System by e-mail & Password to Log In

